

Lecture 21: Function Approximation in Reinforcement Learning

- General principle
- Gradient descent methods
- Using linear function approximation
- Control methods with linear function approximation

Why function approximation?

- In general, state spaces are continuous or too large to represent as a table
- If every state has a separate entry in the table, then every state has to be visited at least a few times before having a good approximation; in the limit every state should be visited infinitely often, which is not feasible

Main idea: Use a function approximator to generalize from the seen states to unseen ones

This is what supervised learning algorithms do too!

Adapt supervised learning algorithms

- A training example has an input and a target output
- The error is measured based on the difference between the actual output and the desired (target) output

Value-based methods

We will use a function approximator to represent the *value function*

- The input is a description of the state (or state-action pair)
 - The output is the predicted value of the state (or state-action pair)
 - The target output comes from the RL update rule
- E.g. for TD(0), the target would be $r_{t+1} + \gamma V(s_{t+1})$

What kind of function approximator can we use?

In principle anything we want

- A table where several states are mapped to the same location - *state aggregation*
- Gradient-based methods:
 - Linear approximators
 - Artificial neural networks
 - Radial Basis Functions
 - SVMs?
- Memory-based methods:
 - Nearest-neighbor
 - Locally weighted regression
- Decision trees

Special requirements for the function approximator:

- Fast, incremental learning (so we can learn during the interaction)
- Ability to handle non-stationary target functions

Gradient Descent Methods

Consider the policy evaluation problem: learning V^π for a given policy π

The approximate value function $V(s_t) = f(\theta, \phi_t)$, where ϕ_t are the attributes (features) describing s_t , and θ is a **parameter vector**

E.g. θ could be the connection weights in a neural network

We will update θ based on the errors computed by the reinforcement learning algorithm

Performance measure

- We want to find a parameter vector θ that minimizes the mean squared error:

$$MSE(\theta) = \frac{1}{2} \sum_{s \in S} P(s) (V^{\pi}(s) - V(s))^2$$

What should P be?

- In our case P is the **on-policy distribution**: distribution of states created when the agent acts according to π

Gradient descent update

Works like in the supervised learning case:

$$\begin{aligned}\theta &\leftarrow \theta - \alpha \nabla_{\theta} \text{MSE}(\theta) \\ &= \theta - \alpha \nabla_{\theta} \frac{1}{2} \sum_{s \in S} P(s) (V^{\pi}(s) - V(s))^2 \\ &= \theta + \alpha \sum_{s \in S} P(s) (V^{\pi}(s) - V(s)) \nabla_{\theta} V(s)\end{aligned}$$

To do this incrementally, we use the **sample gradient**:

$$\theta \leftarrow \theta + \alpha (V^{\pi}(s) - V(s)) \nabla_{\theta} V(s)$$

The sample gradient is an unbiased estimate of the true gradient.

The rule would converge to a local minimum of the error function, if α is decreased appropriately over time

But where do we get V^{π} ?

Using TD targets

Instead of V^π , we will use the targets that come from the $TD(\lambda)$ algorithm:

$$\theta \leftarrow \theta + \alpha (v_t(s) - V(s)) \nabla_{\theta} V(s)$$

If we use Monte Carlo, then $v_t = R_t$ is an unbiased estimate of the true value function, and the algorithm still converges to a local minimum, provided α is decreased appropriately

If $v_t = R_t^\lambda$ with $\lambda < 1$, v_t is **not** an unbiased estimate, and we cannot say anything about the convergence in general

But the algorithm is well defined, and used in practice

On-line gradient descent TD(λ)

In addition to the weight vector θ , we will have an eligibility trace vector \mathbf{e} , with one eligibility for every weight

1. Initialize the weight vector θ arbitrarily, and $\mathbf{e} = 0$.
2. Pick a start state s
3. Repeat for every time step t :

- (a) Choose action a based on policy π and the current state s
- (b) Take action a , observe immediate reward r and new state s'
- (c) Compute the TD error: $\delta \leftarrow r + \gamma V(s') - V(s)$
- (d) Compute the eligibility of every weight vector to be updated:

$$\mathbf{e} \leftarrow \gamma \lambda \mathbf{e} + \nabla_{\theta} V(s)$$

- (e) Update the weight vector: $\theta \leftarrow \theta + \alpha \delta \mathbf{e}$

- (f) $s \leftarrow s'$

Linear methods

Each state represented by feature vector $\phi(s) = (\phi_1(s) \dots \phi_n(s))'$

The value function is a linear combination of the features:

$$V(s) = \theta \cdot \phi(s) = \sum_{i=1}^n \theta_i \phi_i(s)$$

So the gradient is very simple: $\nabla_{\theta} V(s) = \phi(s)$

The error surface is quadratic with a single global minimum

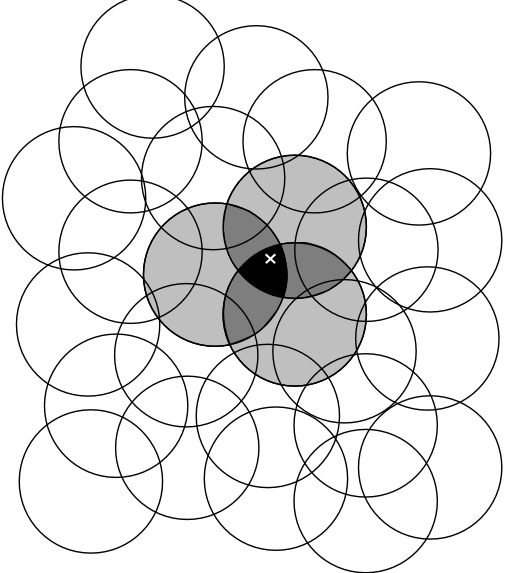
Tsitsiklis and Van Roy: Linear gradient-descent $TD(\lambda)$ converges

w.p. 1 to a parameter vector θ_{∞} in the “vicinity” of the best parameter vector θ^* :

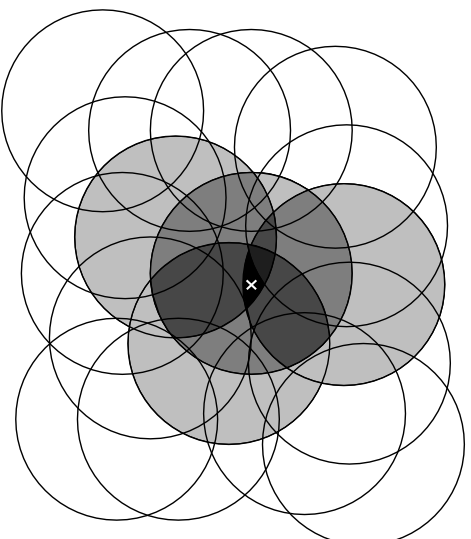
$$MSE(\theta_{\infty}) \leq \frac{1-\gamma\lambda}{1-\gamma} MSE(\theta^*)$$

Coarse coding

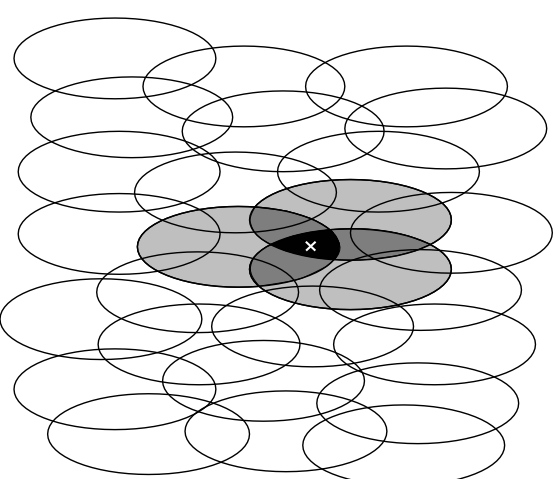
Main idea: we want linear function approximators, but with **lots of features**, so they can represent complex functions



a) Narrow generalization

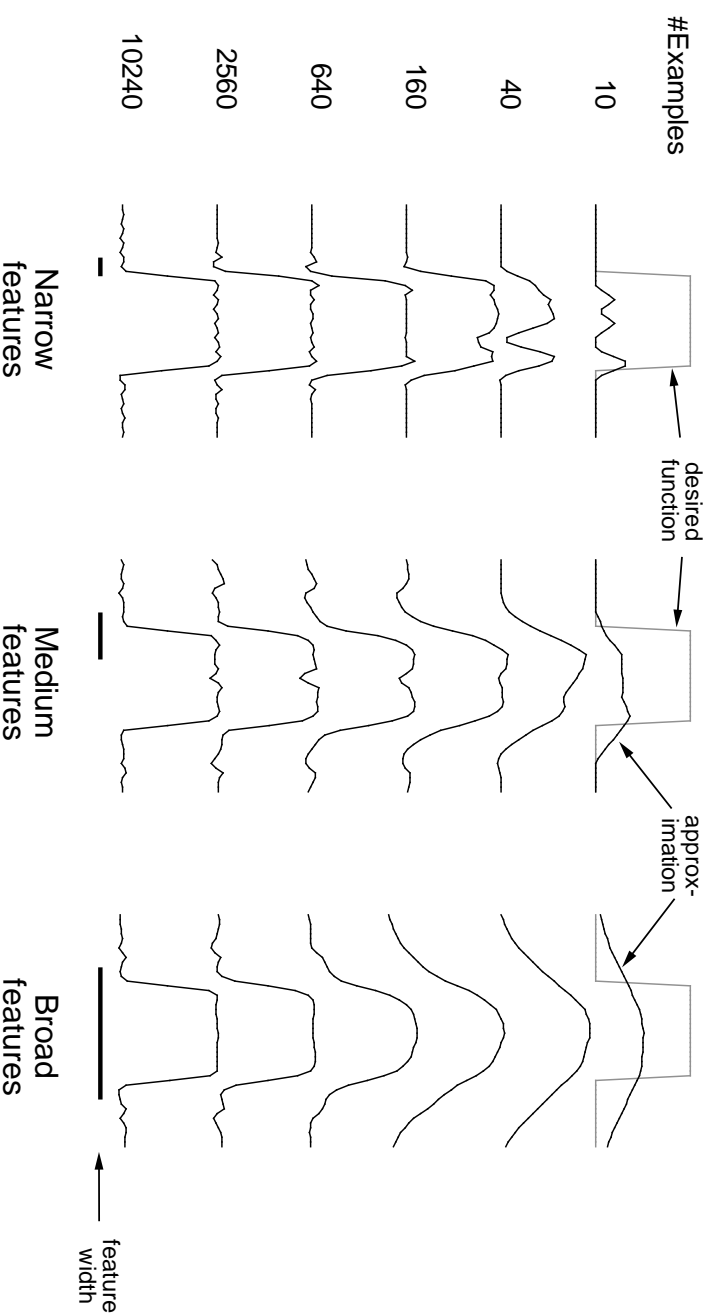


b) Broad generalization



c) Asymmetric generalization

Speed of learning with coarse coding



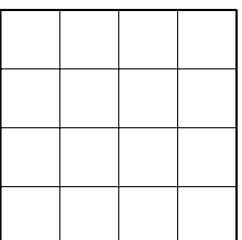
The width of the cells affects the speed, not the precision of the learner

Discretizing the state space

Suppose we have a continuous state space with two continuous variable (e.g. like in the Mountain-Car task)

The simplest tile coding approximator would be just a grid discretizing the state space:

- The features are all 0 except for the cell holding the current state, which is 1 (like a 1-of-n encoding)
- All states in the same cell have the same value (given by the weight of the cell)



Pros and cons of discretizations

Pros:

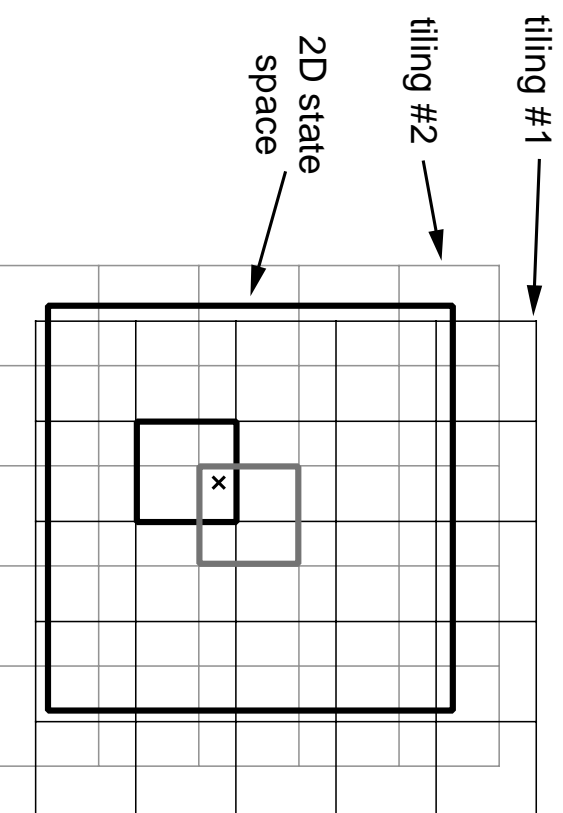
- Easy to compute the value function of a state
- Easy to update as well (more like the table lookup case).

Cons:

- To get good precision, we need a very fine grid - going back to the table lookup case?
- States in the vicinity of a separation line could have radically different values (approximation is discontinuous)

Tile coding (continued)

Main idea: Overlap several tilings!



Shape of tiles \Rightarrow Generalization

#Tilings \Rightarrow Resolution of final approximation

Characteristics of tile coding

- Each tile is a binary feature
- The number of features that are activated at any time is constant, equal to the number of tilings
- It is easy to compute the indices of the features activated, and easy to compute the weighted sum
- The overall discretization is very fine, and at the same time the discontinuities are smoothed out
- The shape of the tiles reflects prior domain knowledge

Cf. CMAC (Albus, 1971)

Control with function approximation

- Input: a description of the state-action pair (s_t, a_t)
- Output: an action-value function $Q(s_t, a_t)$
- The general gradient descent rule:

$$\theta \leftarrow \theta + \alpha (v_t - Q(s_t, a_t)) \nabla_{\theta} Q(s_t, a_t)$$

- Example: Sarsa(λ)

$$\theta \leftarrow \theta + \alpha \delta_t \mathbf{e}_t$$

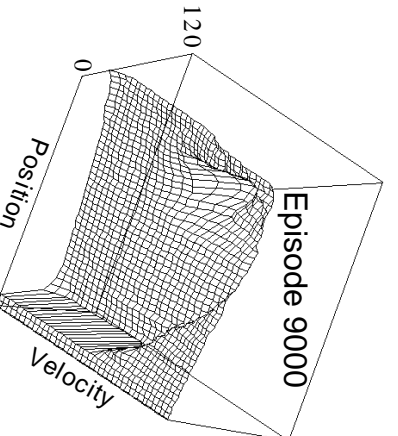
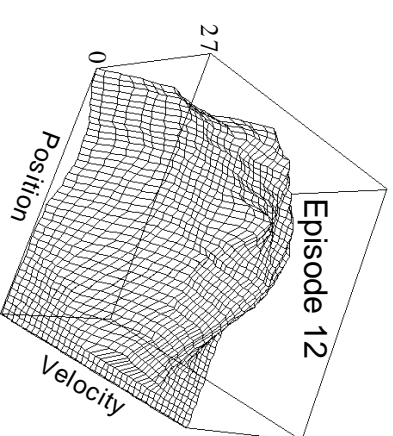
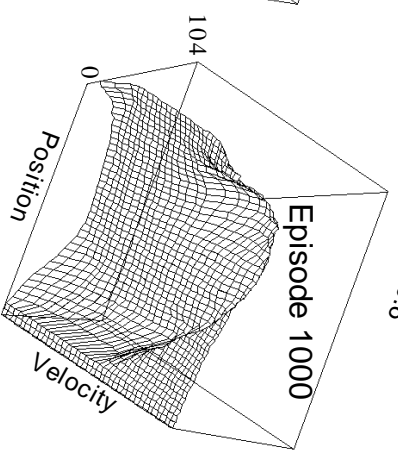
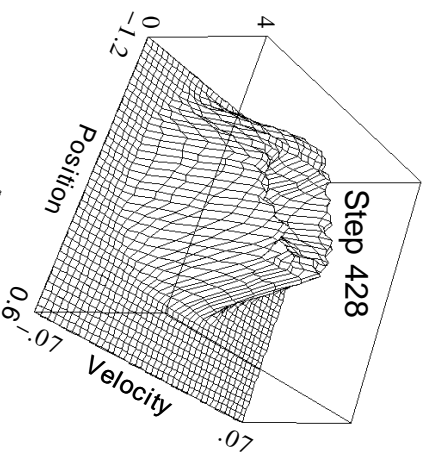
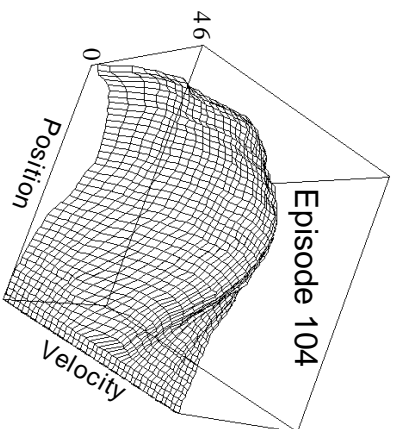
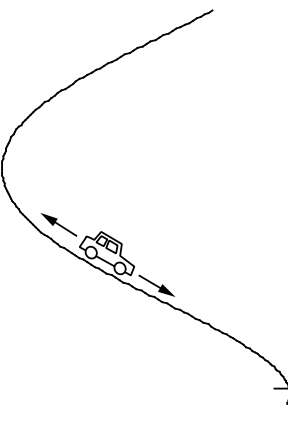
where

$$\delta_t = r_{t+1} + \gamma Q(s_{t+1}, a_{t+1}) - Q(s_t, a_t) \text{ and } \mathbf{e}_t = \gamma \lambda \mathbf{e}_t + \nabla_{\theta} Q(s_t, a_t)$$

Illustration: Mountain-Car task

MOUNTAIN CAR

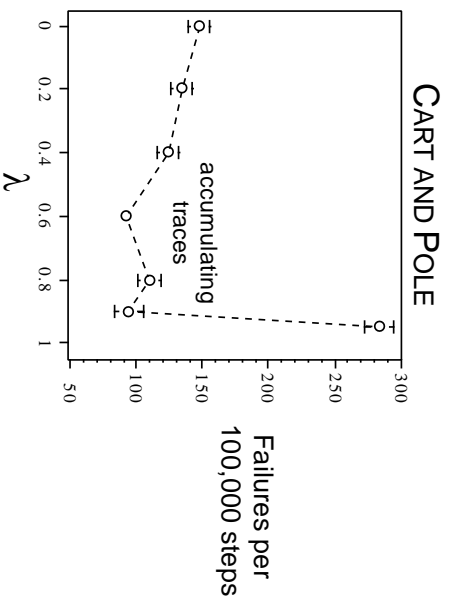
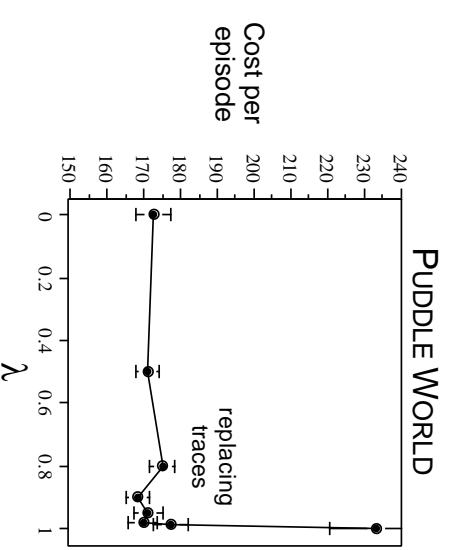
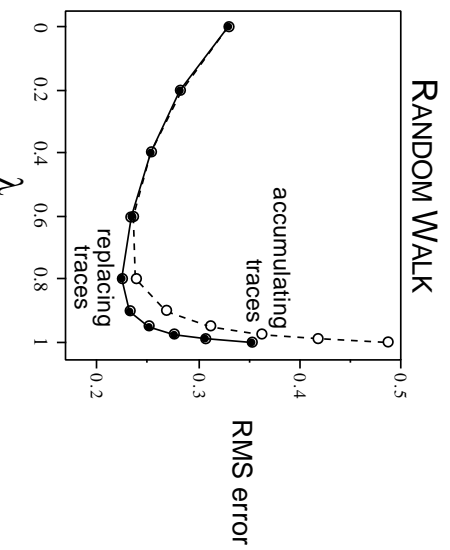
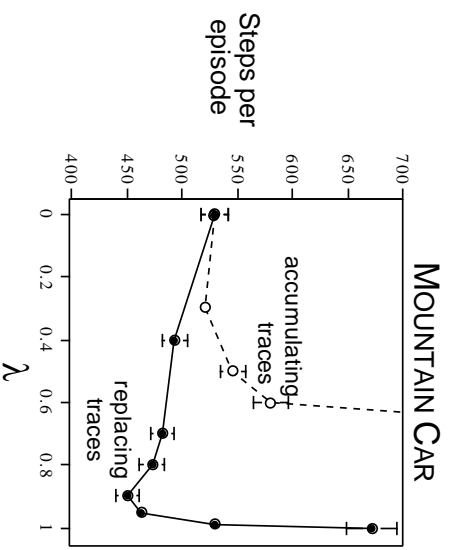
Goal



Theory of control algorithms

- Sarsa proven to converge to a region of policy space (Gordon, 2001)
- Q-learning shown to diverge in extremely simple examples (see next slide)
- A few off-policy evaluation algorithms that might shed light into Q-learning behavior (Precup et al, 200, 2001)
- One of the convergence problems is bootstrapping

Should we bootstrap?



Policy-based methods

Main idea: Instead of approximating the value function, approximate the policy directly

- A function approximator which outputs the probability of taking an action
- Parameters are updated in the direction of the gradient of the return
- We can compute this if the policy has special forms (e.g. softmax)
- **Much better theoretical guarantees!**
The policy changes smoothly
- But initial empirical evidence suggests slow in practice