

# Reflection Algebra in Two and Three Dimensions

T. H. Merrett\*  
McGill University, Montreal, Canada

May 24, 2022

## 1. Fundamental reflections.

The two fundamental rotations,  $R_0$  and  $R_{90}$ , can be abstracted as the numbers 1 and  $i$ , from which any rotation by angle  $c, s$  (with  $c^2 + s^2 = 1$ )

$$\begin{pmatrix} c & -s \\ s & c \end{pmatrix} = c \begin{pmatrix} 1 & \\ & 1 \end{pmatrix} + s \begin{pmatrix} & -1 \\ 1 & \end{pmatrix} \rightarrow c + is$$

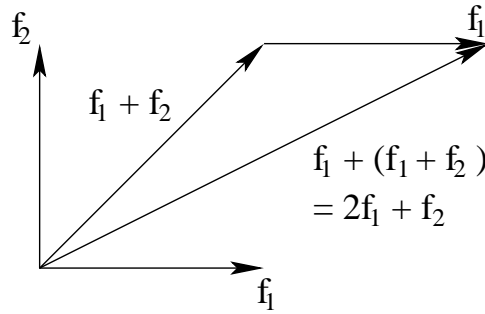
giving us, with the single additional rule that  $i^2 = -1$ , the “two-dimensional numbers”.

Similarly the reflection in a line at *half* the angle,  $\frac{1}{2}\angle(c, s)$ , can be decomposed into two fundamental reflections

$$\begin{pmatrix} c & s \\ s & -c \end{pmatrix} = c \begin{pmatrix} 1 & \\ & -1 \end{pmatrix} + s \begin{pmatrix} & 1 \\ 1 & \end{pmatrix} \rightarrow cf_1 + sf_2$$

These are reflections in lines at 0 degrees and 45 degrees, respectively, yet  $f_1$  and  $f_2$  can be interpreted as axes at *right angles* to each other.

If we add  $f_1 + f_2$ , for instance, we get a 45-degree line. Adding  $f_1$  to that has the effect of appending an  $f_1$  to the end of  $f_1 + f_2$  and is also just  $2f_1 + f_2$ . This is exactly like adding components in two dimensions.



Note that  $f_1$  and  $f_2$  in this interpretation are *intervals* in two-dimensional space. They do not have absolute positions but can be located anywhere in the space.

When we get to multiplication we have some new algebraic properties.

First, since any reflection repeated is just the identity, we have

$$f_1^2 = 1 \quad \text{and} \quad f_2^2 = 1$$

---

\*Copyleft ©T. H. Merrett, 2022. Permission to make digital or hard copies of part or all of this work for personal or classroom use is granted without fee provided that copies are not made or distributed for profit or commercial advantage and that copies bear this notice and full citation in a prominent place. Copyright for components of this work owned by others than T. H. Merrett must be honoured. Abstracting with credit is permitted. To copy otherwise, to republish, to post on servers, or to redistribute to lists, requires prior specific permission and/or fee. Request permission to republish from: T. H. Merrett, School of Computer Science, McGill University, fax 514 398 3883.

Second, since two reflections make a rotation (at twice the angle separating the mirrors), we have a new symbol

$$f_{12} = f_1 f_2 \leftarrow \begin{pmatrix} 1 & \\ & -1 \end{pmatrix} \begin{pmatrix} & 1 \\ 1 & \end{pmatrix} = \begin{pmatrix} & -1 \\ 1 & \end{pmatrix} = -R_{90}$$

Thus

$$f_{12}^2 = -1$$

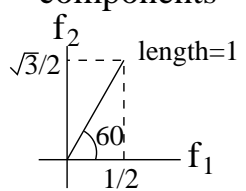
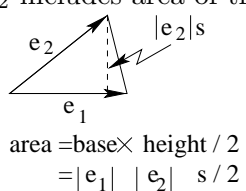
just as  $i^2 = -1$  (since  $i$  is an alias for  $R_{90}$ ). Furthermore

$$f_{21} = f_2 f_1 = R_{90} = -f_{12}$$

As with matrices, and since order now matters, we will have a convention of working from right to left.

Unlike 2-D numbers, this works in any number of dimensions. Reflections are more fundamental than rotations.

## 2. Reflection algebra.

1	$f_1 = \begin{pmatrix} 1 & \\ & -1 \end{pmatrix}, f_2 = \begin{pmatrix} & 1 \\ 1 & \end{pmatrix}$	2-D basic reflections; $f_1^2 = \begin{pmatrix} 1 & \\ & 1 \end{pmatrix} = f_2^2$ , $f_1 f_2 = \begin{pmatrix} 1 & \\ & -1 \end{pmatrix} \begin{pmatrix} & 1 \\ 1 & \end{pmatrix} = \begin{pmatrix} & 1 \\ -1 & \end{pmatrix} = -\text{rot}(90)$ $f_2 f_1 = \begin{pmatrix} & 1 \\ 1 & \end{pmatrix} \begin{pmatrix} 1 & \\ & -1 \end{pmatrix} = \begin{pmatrix} 1 & \\ & -1 \end{pmatrix} = \text{rot}(90)$
2	$f_1, f_2, \dots, f_d$	basis for $d$ -dimensional space $f_j^2 = 1, f_{jk} = f_j f_k, f_{jk}^2 = -1$ for $j \neq k$
3	$\ell: \ell_1, \ell_2, \dots$	line, normalized, $\ell^2 = 1$ ; subscripted for different lines e.g., $\ell = \frac{1}{2}f_1 + \frac{\sqrt{3}}{2}f_2$ : 1/2 is $f_1$ -component, $\sqrt{3}/2$ is $f_2$ -component <b>components</b>
		
4	$e: e_1, e_2, \dots, e_d$	edge, $e = \text{length} \times \text{corresponding } \ell$ , $\text{length}^2 = e^2$ , $ e  = \text{length of } e$ e.g., $e = f_1 + \sqrt{3}f_2$ , $e^2 = 1 + 3 = 4$ , $ e  = \sqrt{4} = 2$
5	$\ell e$	maps $\ell \rightarrow e$ , because $\ell(\ell e) = (\ell\ell)e = e$
6	$\ell_1 \ell_2 = c + s n$	rotates $\ell_1 \rightarrow \ell_2$ : angle $c, s$ in plane $n$ (see 10) with $c^2 + s^2 = 1$ NB $e_1 e_2 =  e_1   e_2  \ell_1 \ell_2$ includes area of triangle
		
7	$\ell e \ell$	invert $e$ in $\ell$ : $\parallel$ same sign, $\perp$ change sign e.g., $f_1(f_1 + f_2 + f_3)f_1 = f_1 - f_2 - f_3$
8	$\frac{1}{2}(e + \ell e)$ $\frac{1}{2}(e - \ell e)$	projection of $e$ onto $\ell$ projection of $e \perp \ell$
9	$e f_{12}$ $e(c + s f_{12})$	in 2D, perpendicular to $e$ , e.g., $(c f_1 + s f_2) f_{12} = -s f_1 + c f_2$ rotate $e$ , e.g., $(c' f_1 + s' f_2)(c + s f_{12}) = (cc' + ss')f_1 + (c's + cs')f_2$ , new angle = $\angle(c, s) + \angle(c', s')$

10	$n: n_1, n_2, \dots$	plane, normalized $n^2 = -1$ ; subscripted for different planes e.g., $n = \frac{1}{3}f_{12} + \sqrt{\frac{2}{3}}f_{23} + \frac{\sqrt{2}}{3}f_{31}$
		<p>components</p> <p><math>a = \sqrt{\frac{2}{3\sqrt{3}}} = 0.62</math>  <math>b = \sqrt{\frac{2}{\sqrt{3}}} = 1.07</math>  <math>c = \sqrt{\frac{2}{\sqrt{3}}} = 1.52</math>  <math>\text{area}(abc) = 1</math></p> <p><math>\frac{ab}{2} f_{12} + \frac{bc}{2} f_{23} + \frac{ca}{2} f_{31}</math></p>
11	$h: h_1, h_2, \dots$	face (hedron); $h = \text{area} \times \text{corresponding } n$ , $\text{area}^2 = h^2$ , $ h  = \text{area of } h$ e.g., $h = f_{12} + \sqrt{6}f_{23} + \sqrt{2}f_{31}$ , $h^2 = 1 + 6 + 2 = 9$ , $ h  = \sqrt{9} = 3$
12	$-nh$	maps $n \rightarrow h$ because $n(-nh) = (-nn)h = h$
13	$n_1n_2 = c + sn_3$	rotates $n_1 \rightarrow n_2$ , "dihedral" angle $c, s$ ( $c^2 + s^2 = 1$ ) in plane $n_3$ , $n_3 \perp n_1$ , $n_3 \perp n_2$
14	$\ell n$	maps $\ell \rightarrow n$
	$-n\ell$	maps $n \rightarrow \ell$
15	$-nhn$	invert $h$ in $n$ , $\parallel$ same sign, $\perp$ change sign e.g., $-f_{12}(f_{12} + f_{23} + f_{31})f_{12} = f_{12} - f_{23} - f_{31}$
16	$\frac{1}{2}(h - nhn)$	projection of $h$ onto $n$
	$\frac{1}{2}(h + nhn)$	projection of $h \perp n$
17	$\ell h \ell$	invert $h$ in plane $\perp \ell$ , e.g., $f_1(f_{12} + f_{23} + f_{31})f_1 = -f_{12} + f_{23} - f_{31}$
18	$\frac{1}{2}(h - \ell h \ell)$	projection of $h$ off $\perp \ell$
	$\frac{1}{2}(h + \ell h \ell)$	projection of $h \perp \ell$
19	$nen$	invert $e$ in $n$ , e.g., $f_{12}(f_1 + f_2 + f_3)f_{12} = f_1 + f_2 - f_3$
20	$\frac{1}{2}(e + nen)$	projection of $e$ onto $n$
	$\frac{1}{2}(e - nen)$	projection of $e \perp n$
21	$ef_{123}$	in 3D, perpendicular to $e$ , e.g., $(pf_1 + qf_2 + rf_3)f_{123} = rf_{12} + pf_{23} + qf_{31}$
22	$-hf_{123}$	in 3D, perpendicular to $h$ , e.g., $-(pf_{12} + qf_{23} + rf_{31})f_{123} = qf_1 + rf_2 + pf_3$
23	$\ell_2\ell_1e\ell_1\ell_2$	rotates $e$ in plane of $\ell_1, \ell_2$ by twice angle between $\ell_1, \ell_2$ e.g. (see 3), $(\frac{1}{2}f_1 + \frac{\sqrt{3}}{2}f_2)f_1(f_1 + f_2 + f_3)f_1(\frac{1}{2}f_1 + \frac{\sqrt{3}}{2}f_2)$ $= (\frac{1}{2} - \frac{\sqrt{3}}{2}f_{12})(f_1 + f_2 + f_3)(\frac{1}{2} + \frac{\sqrt{3}}{2}f_{12})$ $= (\frac{1}{4} - \frac{3}{4} - \frac{\sqrt{3}}{4} - \frac{\sqrt{3}}{4})f_1 + (\frac{1}{4} + \frac{3}{4} + \frac{\sqrt{3}}{4} + \frac{\sqrt{3}}{4})f_2 + (\frac{1}{4} + \frac{3}{4})f_3 + (-\frac{\sqrt{3}}{4} + \frac{\sqrt{3}}{4})f_{123}$ $= (-\frac{1}{2} - \frac{\sqrt{3}}{2})f_1 + (-\frac{1}{2} + \frac{\sqrt{3}}{2})f_2 + f_3$ $= (-\frac{1}{2}f_1 + \frac{\sqrt{3}}{2}f_2) + (-\frac{1}{2}f_2 - \frac{\sqrt{3}}{2}f_1) + f_3$ NB $\angle \ell_1\ell_2 = 60^\circ$ , final rotation $120^\circ$
24	$\ell_2\ell_1n\ell_1\ell_2$	rotates $n$ in plane of $\ell_1, \ell_2$ by twice angle between $\ell_1, \ell_2$ e.g., $(\frac{1}{2}f_1 + \frac{\sqrt{3}}{2}f_2)f_1(f_{12} + f_{23} + f_{31})f_1(\frac{1}{2}f_1 + \frac{\sqrt{3}}{2}f_2)$ $= (\frac{1}{2} - \frac{\sqrt{3}}{2}f_{12})(f_{12} + f_{23} + f_{31})(\frac{1}{2} + \frac{\sqrt{3}}{2}f_{12})$ $= (\frac{1}{4} + \frac{3}{4})f_{12} + (-\frac{\sqrt{3}}{4} + \frac{\sqrt{3}}{4})f_{23} + (\frac{1}{4} - \frac{3}{4} - \frac{\sqrt{3}}{4} - \frac{\sqrt{3}}{4})f_{31} + (\frac{1}{4} - \frac{3}{4} + \frac{\sqrt{3}}{4} + \frac{\sqrt{3}}{4})f_{123}$ $= f_{12} + (-\frac{1}{2} - \frac{\sqrt{3}}{2})f_{23} + (-\frac{1}{2} + \frac{\sqrt{3}}{2})f_{31}$

### 3. Practice: building a tetrahedron.

Suppose you want to build a house with a sloping roof. To design the roof trusses you'll need the *dihedral angle*, which is the angle between the planes of the roof and the wall it meets. (Or maybe that angle minus 90 degrees.) If you have dormer windows or additional roof planes, the calculations become more complicated.

We won't build a house but something else which exercises all the same skills needed, and which can easily be checked: a tetrahedron.

We start with an equilateral triangle of unit edges,  $\ell_1, \ell_2$  and  $\ell_3$ .

Let's keep the first edge simple:  $\ell_1 = f_1$ .

Rotate this  $60^\circ$  (see table, rows 6 and 9). (We don't know  $\ell_2$  yet but are going to find it out. But we do know the  $c$  and  $s$  for  $60^\circ$ .)

$$\begin{aligned}\ell_2 &= \ell_1(\ell_1\ell_2) \\ &= f_1 \left( \frac{1}{2} + \frac{\sqrt{3}}{2} f_{12} \right) \\ &= \frac{1}{2} f_1 + \frac{\sqrt{3}}{2} f_2\end{aligned}$$

And rotate it  $-60^\circ$ .

$$\begin{aligned}\ell_3 &= \ell_1(\ell_1\ell_3) \\ &= f_1 \left( \frac{1}{2} - \frac{\sqrt{3}}{2} f_{12} \right) \\ &= \frac{1}{2} f_1 - \frac{\sqrt{3}}{2} f_2\end{aligned}$$

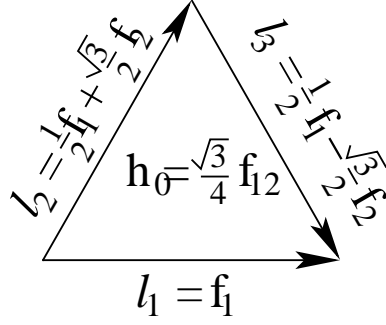
The equilateral triangle with these edges gives one face of the tetrahedron, let's say the base,  $h_0$ . Its area is half of the  $s$  in  $c + s f_{12}$  (see table, row 6).

$$\begin{aligned}\ell_1\ell_2 &= f_1 \left( \frac{1}{2} f_1 + \frac{\sqrt{3}}{2} f_2 \right) \\ &= \frac{1}{2} + \frac{\sqrt{3}}{2} f_{12} \\ \text{area} &= \frac{1}{2} \frac{\sqrt{3}}{2} \\ &= \frac{\sqrt{3}}{4}\end{aligned}$$

So

$$h_0 = \frac{\sqrt{3}}{4} f_{12}$$

and we have one face of the tetrahedron.



Now we need an edge going up in another dimension to the apex of the tetrahedron. It will have length 1, so normalized, and so we can call it

$$\ell_4 = pf_1 + qf_2 + rf_3$$

with  $p^2 + q^2 + r^2 = 1$ .

It will be at  $60^\circ$  to, say,  $\ell_1$  in some plane  $n_1$ . We don't yet know  $n_1$ .

(It's best to use a normalized plane. We will easily be able to find the corresponding face because it will have the same area as  $h_0$

$$h_1 = \frac{\sqrt{3}}{4}n_1.)$$

So we know that

$$\begin{aligned} \frac{1}{2} + \frac{\sqrt{3}}{2}n_1 &= \ell_1\ell_4 \\ &= f_1(pf_1 + qf_2 + rf_3) \\ &= p + qf_{12} - rf_{31} \end{aligned}$$

So  $p = 1/2$ .

(And  $n_1 = \frac{2}{\sqrt{3}}(qf_{12} - rf_{31})$ .)

The new edge,  $\ell_4$ , must also be at  $60^\circ$  to, say,  $\ell_2$  in another plane  $n_2$ , which has a similar relationship to the corresponding face of the tetrahedron

$$h_2 = \frac{\sqrt{3}}{4}n_2.$$

So

$$\begin{aligned} \frac{1}{2} + \frac{\sqrt{3}}{2}n_2 &= \ell_2\ell_4 \\ &= \left(\frac{1}{2}f_1 + \frac{\sqrt{3}}{2}f_2\right)(pf_1 + qf_2 + rf_3) \\ &= \frac{p}{2} + \frac{q\sqrt{3}}{2} + \left(\frac{q}{2} - \frac{p\sqrt{3}}{2}\right)f_{12} - r\left(\frac{\sqrt{3}}{2}f_{23} - \frac{1}{2}f_{31}\right) \end{aligned}$$

giving

$$q = \frac{1-p}{\sqrt{3}} = \frac{1}{2\sqrt{3}}$$

And, from normalization,

$$r^2 = 1 - (p^2 + q^2) = 1 - \frac{1}{4} - \frac{1}{12} = \frac{2}{3}$$

So  $r = \sqrt{\frac{2}{3}}$ .

Thus

$$l_4 = \frac{1}{2}f_1 + \frac{1}{2\sqrt{3}}f_2 + \sqrt{\frac{2}{3}}f_3$$

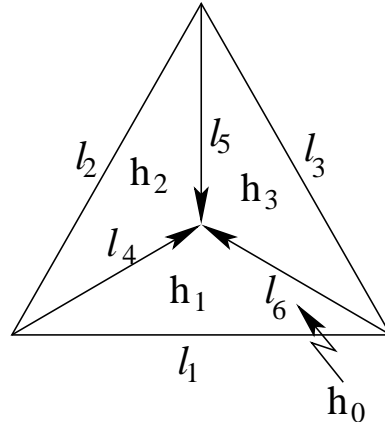
and

$$\begin{aligned} n_1 &= \frac{2}{\sqrt{3}} \left( \frac{1}{2\sqrt{3}}f_{12} - \sqrt{\frac{2}{3}}f_{31} \right) \\ &= \frac{1}{3}f_{12} - \frac{2\sqrt{2}}{3}f_{31} \\ h_1 &= \frac{\sqrt{3}}{4}n_1 \\ &= \frac{1}{4\sqrt{3}}f_{12} - \frac{1}{\sqrt{6}}f_{31} \end{aligned}$$

We can also find the next face,  $h_2$ , from the equation for the second rotation (previous page).

$$\begin{aligned} \frac{\sqrt{3}}{2}n_2 &= \left( \frac{1}{4\sqrt{3}} - \frac{\sqrt{3}}{4} \right) f_{12} + \frac{1}{\sqrt{2}}f_{23} - \frac{1}{\sqrt{6}}f_{31} \\ &= -\frac{1}{2\sqrt{3}}f_{12} + \frac{1}{\sqrt{2}}f_{23} - \frac{1}{\sqrt{6}}f_{31} \\ n_2 &= -\frac{1}{3}f_{12} + \sqrt{\frac{2}{3}}f_{23} - \frac{\sqrt{2}}{3}f_{31} \\ h_2 &= \frac{\sqrt{3}}{4}n_2 \\ &= -\frac{1}{4\sqrt{3}}f_{12} + \frac{1}{2\sqrt{2}}f_{23} - \frac{1}{2\sqrt{6}}f_{31} \end{aligned}$$

We now have  $l_1, l_2, l_3, l_4, h_0(n_0), h_1(n_1)$  and  $h_2(n_2)$  in the figure.



The rest can be found by rotating.

But we must now be careful. We are working in three dimensions but rotating in two.

For the lines— $\ell_4$  must be rotated  $\pm 120^\circ$  in plane  $f_{12}$ —we can proceed in either of two ways.

The easiest is to ignore the vertical,  $f_3$ , component, and rotate the rest.

Let's try it for  $\ell_4 \rightarrow \ell_6$ . That's  $+120^\circ$ .

$$\begin{aligned}
\ell_6 &= \ell_4 \left( -\frac{1}{2} + \frac{\sqrt{3}}{2} f_{12} \right) \\
&= \left( \frac{1}{2} f_1 + \frac{1}{2\sqrt{3}} f_2 + \left[ \sqrt{\frac{2}{3}} f_3 \right] \right) \left( -\frac{1}{2} + \frac{\sqrt{3}}{2} f_{12} \right) \\
&= \left( -\frac{1}{4} - \frac{1}{4} \right) f_1 + \left( -\frac{1}{4\sqrt{3}} + \frac{\sqrt{3}}{4} \right) f_2 + \left[ \sqrt{\frac{2}{3}} f_3 \right] \\
&= -\frac{1}{2} f_1 + \frac{1}{2\sqrt{3}} f_2 + \sqrt{\frac{2}{3}} f_3
\end{aligned}$$

It's the same as  $\ell_4$  except for the sign on  $f_1$ . That's what the picture expects.

$\ell_5$  requires a negative rotation and is different.

$$\begin{aligned}
\ell_5 &= \ell_4 \left( -\frac{1}{2} - \frac{\sqrt{3}}{2} f_{12} \right) \\
&= \left( \frac{1}{2} f_1 + \frac{1}{2\sqrt{3}} f_2 + \left[ \sqrt{\frac{2}{3}} f_3 \right] \right) \left( -\frac{1}{2} - \frac{\sqrt{3}}{2} f_{12} \right) \\
&= \left( -\frac{1}{4} + \frac{1}{4} \right) f_1 + \left( -\frac{1}{4\sqrt{3}} - \frac{\sqrt{3}}{4} \right) f_2 + \left[ \sqrt{\frac{2}{3}} f_3 \right] \\
&= -\frac{1}{\sqrt{3}} f_2 + \sqrt{\frac{2}{3}} f_3
\end{aligned}$$

It has no  $f_1$  component—again expected—and the same vertical ( $f_3$ ) component as  $\ell_6$ , and  $\ell_4$  of course.

We can get away with the above procedure because it is easy to isolate the unchanged component in this case. The proper way to do it is with two inversions (table, row 23).

Let's go for  $\ell_4 \rightarrow \ell_5$  this time. It's a  $-120^\circ$  rotation so the lines we invert in must be at  $-60^\circ$  to each other.

$$\begin{aligned}
\ell_5 &= \left( \frac{1}{2} f_1 - \frac{\sqrt{3}}{2} f_2 \right) f_1 \ell_4 f_1 \left( \frac{1}{2} f_1 - \frac{\sqrt{3}}{2} f_2 \right) \\
&= \left( \frac{1}{2} f_1 - \frac{\sqrt{3}}{2} f_2 \right) f_1 \left( \frac{1}{2} f_1 + \frac{1}{2\sqrt{3}} f_2 + \sqrt{\frac{2}{3}} f_3 \right) f_1 \left( \frac{1}{2} f_1 - \frac{\sqrt{3}}{2} f_2 \right) \\
&= \left( \frac{1}{2} + \frac{\sqrt{3}}{2} f_{12} \right) \left( \frac{1}{2} f_1 + \frac{1}{2\sqrt{3}} f_2 + \sqrt{\frac{2}{3}} f_3 \right) \left( \frac{1}{2} - \frac{\sqrt{3}}{2} f_{12} \right) \\
&= \left( \frac{1}{8} - \frac{3}{8} + \frac{1}{8} + \frac{1}{8} \right) f_1 + \left( \frac{1}{8\sqrt{3}} - \frac{\sqrt{3}}{8} - \frac{\sqrt{3}}{8} - \frac{\sqrt{3}}{8} \right) f_2 \\
&\quad + \left( \frac{1}{2\sqrt{6}} + \frac{\sqrt{3}}{2\sqrt{2}} \right) f_3 + \left( \frac{1}{2\sqrt{2}} - \frac{1}{2\sqrt{2}} \right) f_{123}
\end{aligned}$$

$$= -\frac{1}{\sqrt{3}}f_2 + \sqrt{\frac{2}{3}}f_3$$

which we got before.

We can now save a little algebra by doing  $\ell_5 \rightarrow \ell_6$ .

$$\begin{aligned} \ell_6 &= \left(\frac{1}{2}f_1 - \frac{\sqrt{3}}{2}f_2\right) f_1 \ell_5 f_1 \left(\frac{1}{2}f_1 - \frac{\sqrt{3}}{2}f_2\right) \\ &= \left(\frac{1}{2} + \frac{\sqrt{3}}{2}f_{12}\right) \left(-\frac{1}{\sqrt{3}}f_2 + \sqrt{\frac{2}{3}}f_3\right) \left(\frac{1}{2} - \frac{\sqrt{3}}{2}f_{12}\right) \\ &= \left(-\frac{1}{4} - \frac{1}{4}\right) f_1 + \left(-\frac{1}{4\sqrt{3}} + \frac{\sqrt{3}}{4}\right) f_2 + \left(\frac{1}{2\sqrt{3}} - \frac{\sqrt{3}}{2\sqrt{2}}\right) f_3 + \left(\frac{1}{2\sqrt{2}} - \frac{1}{2\sqrt{2}}\right) f_{123} \\ &= -\frac{1}{2}f_1 + \frac{1}{2\sqrt{3}}f_2 + \sqrt{\frac{2}{3}}f_3 \end{aligned}$$

as before.

To rotate plane  $n_1$  to  $n_2$  and  $n_3$  we'll use inversions of  $\pm 60^\circ$  in plane  $n_0 = f_{12}$ . Just as  $\ell_2$  is  $-120^\circ$  from  $\ell_1$ , so  $h_2$  is  $-120^\circ$  from  $h_1$ .

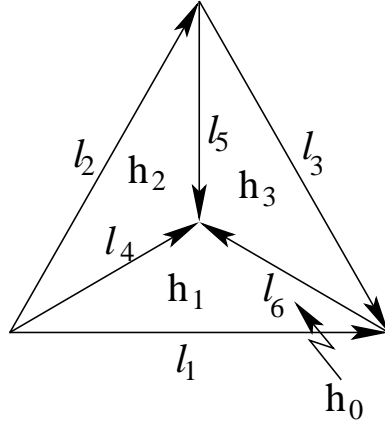
$$\begin{aligned} n_2 &= \left(\frac{1}{2} + \frac{\sqrt{3}}{2}f_{12}\right) n_1 \left(\frac{1}{2} - \frac{\sqrt{3}}{2}f_{12}\right) \\ &= \left(\frac{1}{2} + \frac{\sqrt{3}}{2}f_{12}\right) \left(\frac{1}{3}f_{12} - \frac{2\sqrt{2}}{3}f_{31}\right) \left(\frac{1}{2} - \frac{\sqrt{3}}{2}f_{12}\right) \\ &= \left(\frac{1}{12} + \frac{1}{4}\right) f_{12} + \left(-\frac{1}{\sqrt{6}} - \frac{1}{\sqrt{6}}\right) f_{23} + \left(-\frac{1}{3\sqrt{2}} + \frac{1}{\sqrt{2}}\right) f_{31} + \left(\frac{1}{4\sqrt{3}} - \frac{1}{4\sqrt{3}}\right) \\ &= \frac{1}{3}f_{12} - \sqrt{\frac{2}{3}}f_{23} + \frac{\sqrt{2}}{3}f_{31} \end{aligned}$$

And a positive rotation for  $n_3$ . (It's the same algebra with a few sign changes.)

$$\begin{aligned} n_3 &= \left(\frac{1}{2} - \frac{\sqrt{3}}{2}f_{12}\right) n_1 \left(\frac{1}{2} + \frac{\sqrt{3}}{2}f_{12}\right) \\ &= \left(\frac{1}{2} - \frac{\sqrt{3}}{2}f_{12}\right) \left(\frac{1}{3}f_{12} - \frac{2\sqrt{2}}{3}f_{31}\right) \left(\frac{1}{2} + \frac{\sqrt{3}}{2}f_{12}\right) \\ &= \left(\frac{1}{12} + \frac{1}{4}\right) f_{12} + \left(\frac{1}{\sqrt{6}} + \frac{1}{\sqrt{6}}\right) f_{23} + \left(-\frac{1}{3\sqrt{2}} + \frac{1}{\sqrt{2}}\right) f_{31} + \left(-\frac{1}{4\sqrt{3}} + \frac{1}{4\sqrt{3}}\right) \\ &= \frac{1}{3}f_{12} + \sqrt{\frac{2}{3}}f_{23} + \frac{\sqrt{2}}{3}f_{31} \end{aligned}$$



In summary



$$\begin{aligned}
 \ell_1 &= f_1 \\
 \ell_2 &= \frac{1}{2}f_1 + \frac{\sqrt{3}}{2}f_2 \\
 \ell_3 &= \frac{1}{2}f_1 - \frac{\sqrt{3}}{2}f_2 \\
 \ell_4 &= \frac{1}{2}f_1 + \frac{1}{2\sqrt{3}}f_2 + \sqrt{\frac{2}{3}}f_3 \\
 \ell_5 &= -\frac{1}{\sqrt{3}}f_2 + \sqrt{\frac{2}{3}}f_3 \\
 \ell_6 &= -\frac{1}{2}f_1 + \frac{1}{2\sqrt{3}}f_2 + \sqrt{\frac{2}{3}}f_3 \\
 h_0 &= \frac{\sqrt{3}}{4}f_{12} \\
 h_1 &= \frac{\sqrt{3}}{4}n_1 = \frac{1}{4\sqrt{3}}f_{12} - \frac{1}{\sqrt{6}}f_{31} \\
 h_2 &= \frac{\sqrt{3}}{4}n_2 = -\frac{1}{4\sqrt{3}}f_{12} + \frac{1}{2\sqrt{2}}f_{23} - \frac{1}{2\sqrt{6}}f_{31} \\
 h_3 &= \frac{\sqrt{3}}{4}n_2 = \frac{1}{4\sqrt{3}}f_{12} + \frac{1}{2\sqrt{2}}f_{23} + \frac{1}{2\sqrt{6}}f_{31}
 \end{aligned}$$

#### 4. Visualizing planar components.

It is easy to visualize lines and their components, For example

$$\ell_4 = \frac{1}{2}f_1 + \frac{1}{2\sqrt{3}}f_2 + \sqrt{\frac{2}{3}}f_3$$

has  $f_1$ -component  $\frac{1}{2} = 0.5$ ,  $f_2$ -component  $\frac{1}{2\sqrt{3}} \approx 0.29$  and  $f_3$ -component  $\sqrt{\frac{2}{3}} \approx 0.82$ .

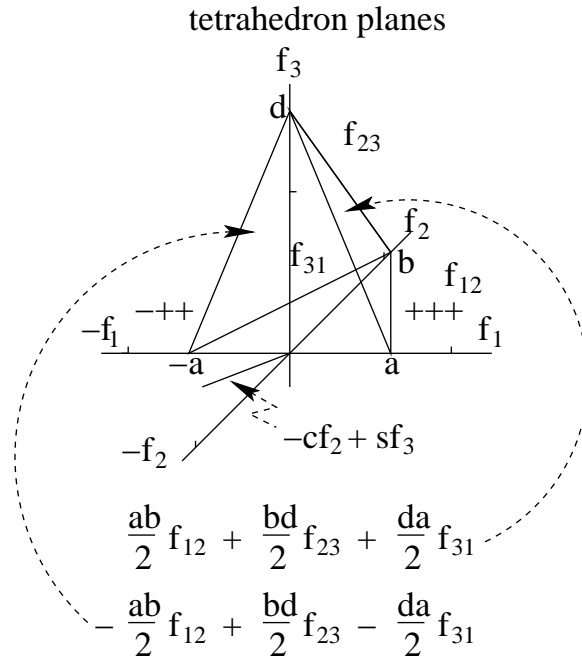
These are all positive, so as  $\ell_4$  moves up 0.5 in the  $f_1$  direction it also moves up 0.29 in the  $f_2$  direction and up 0.82 in the  $f_3$  direction (out of the page).

A negative value for any of these three components would force the line “down” in that direction.

We can also see components of a plane as the projections of the area of the plane on the basis

planes  $f_{12}$ ,  $f_{23}$  and  $f_{31}$

Here are the planes  $n_3$  (on the right) and  $n_2$  (on the left) of the tetrahedron. I've rotated  $f_1$  and  $f_2$  to align with the tetrahedron in earlier figures.



I've used positive numbers,  $a$ ,  $b$  and  $d$ , for the intersections of the planes on the axes, and given the expressions for the planes in terms of these.

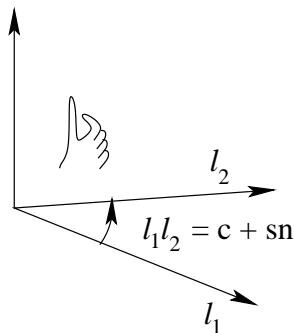
So  $n_3$  has three positive coefficients and creates the triangle shown in the  $+++$  octant.

$n_2$  as shown here has two negative coefficients and appears in the  $-++$  octant. This is indeed the form given for  $h_2$  in the summary at the end of the previous section. But it is the negative of the form given for  $n_2$  by rotation the page before that.

Planes and faces also have directions, and their expression can change sign depending on which side of the plane we're looking from. Different methods of deriving the planar expression can give different signs.

So I've shown planes in directions that give an even number of  $-$  signs, 0 or 2. Their negations are the same planes viewed from the other side.

We can find the direction of a plane by constructing it as the product of two normalized lines in it—not collinear—together with the “right-hand rule”.



We have  $\ell_1$  and  $\ell_2$  in a plane  $n$ . The direction of the plane is the direction of the thumb of your right hand when you've curled the fingers to point in the direction of the arc-arrow in the angle from  $\ell_1$  to  $\ell_2$ .

We can construct the planes of the tetrahedron with their directions *outwards* from the tetrahedron in the summary figure above.

$$\begin{aligned} n_0 : \ell_2 \ell_1 &= \left( \frac{1}{2} f_1 - \frac{\sqrt{3}}{2} f_2 \right) f_1 \\ &= \frac{1}{2} - \frac{\sqrt{3}}{2} f_{12} \\ n_0 &= -f_{12} \end{aligned}$$

with  $n_0$  normalized,  $n_0 n_0 = -1$ . Here  $c = \frac{1}{2}$  and  $s = \frac{\sqrt{3}}{2}$ : the lines  $\ell_2$  and  $\ell_1$  are  $60^\circ$  apart..

$$\begin{aligned} n_1 : \ell_1 \ell_4 &= f_1 \left( \frac{1}{2} f_1 + \frac{1}{2\sqrt{3}} f_2 + \sqrt{\frac{2}{3}} f_3 \right) \\ &= \frac{1}{2} + \frac{1}{2\sqrt{3}} f_{12} - \sqrt{\frac{2}{3}} f_{31} \\ &= \frac{1}{2} + \frac{\sqrt{3}}{2} n_1 \\ n_1 &= \frac{2}{\sqrt{3}} \left( \frac{1}{2\sqrt{3}} f_{12} - \sqrt{\frac{2}{3}} f_{31} \right) \\ &= \frac{1}{3} f_{12} - \frac{2\sqrt{2}}{3} f_{31} \end{aligned}$$

normalizing  $n_1$ .

$$\begin{aligned} n_2 : \ell_4 \ell_2 &= \left( \frac{1}{2} f_1 + \frac{1}{2\sqrt{3}} f_2 + \sqrt{\frac{2}{3}} f_3 \right) \left( \frac{1}{2} f_1 + \frac{\sqrt{3}}{2} f_2 \right) \\ &= \frac{1}{4} + \frac{1}{4} + \left( \frac{\sqrt{3}}{4} - \frac{1}{4\sqrt{3}} \right) f_{12} - \frac{1}{\sqrt{2}} f_{23} + \frac{1}{\sqrt{6}} f_{31} \\ &= \frac{1}{2} + \frac{1}{2\sqrt{3}} f_{12} - \frac{1}{\sqrt{2}} f_{23} + \frac{1}{\sqrt{6}} f_{31} \\ &= \frac{1}{2} + \frac{\sqrt{3}}{2} n_2 \\ n_2 &= \frac{2}{\sqrt{3}} \left( \frac{1}{2\sqrt{3}} f_{12} - \frac{1}{\sqrt{2}} f_{23} + \frac{1}{\sqrt{6}} f_{31} \right) \\ &= \frac{1}{3} f_{12} - \sqrt{\frac{2}{3}} f_{23} + \frac{\sqrt{2}}{3} f_{31} \end{aligned}$$

$$\begin{aligned} n_3 : \ell_5 \ell_3 &= \left( -\frac{1}{\sqrt{3}} f_2 + \sqrt{\frac{2}{3}} f_3 \right) \left( \frac{1}{2} f_1 - \frac{\sqrt{3}}{2} f_2 \right) \\ &= \frac{1}{2} + \frac{1}{2\sqrt{3}} f_{12} + \frac{1}{\sqrt{2}} f_{23} + \frac{1}{\sqrt{6}} f_{31} \\ &= \frac{1}{2} + \frac{\sqrt{3}}{2} \left( \frac{1}{3} f_{12} + \sqrt{\frac{2}{3}} f_{23} + \frac{\sqrt{2}}{3} f_{31} \right) \end{aligned}$$

$$n_3 = \frac{1}{3}f_{12} + \sqrt{\frac{2}{3}}f_{23} + \frac{\sqrt{2}}{3}f_{31}$$

You can compare the signs with our previous derivations of these planes, and so determine which side we are looking from.

I did not show plane

$$n_1 = \frac{1}{3}f_{12} - \frac{2\sqrt{2}}{3}f_{31}$$

in the diagram of tetrahedral planes.

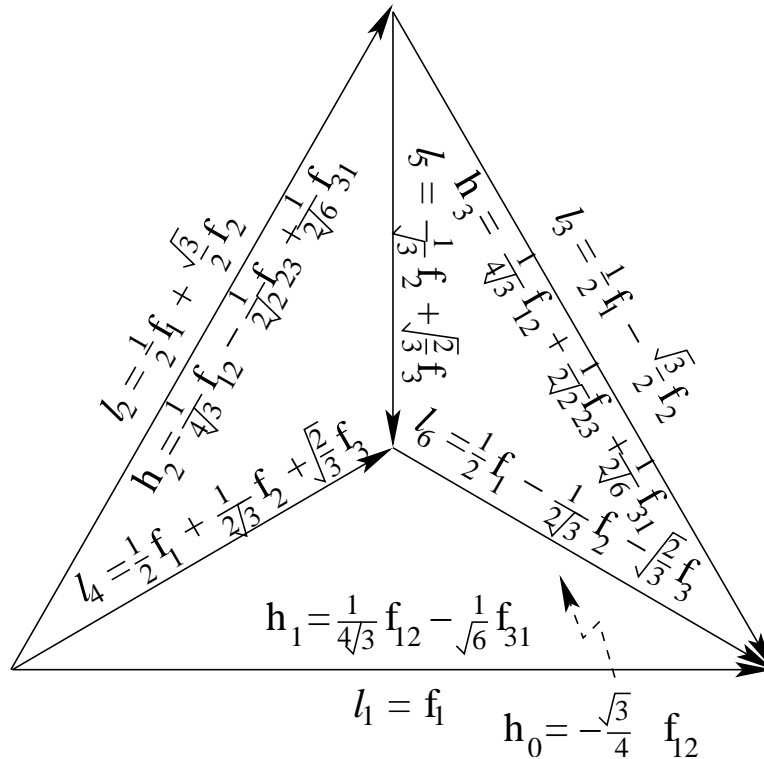
That is because one of the edges is parallel to  $f_1$ : one of the triangular components would have to be zero, and the others could not be triangles.

What I did show was the line *perpendicular* to that plane

$$\begin{aligned} -n_1 f_{123} &= -\left(\frac{1}{3}f_{12} - \frac{2\sqrt{2}}{3}f_{31}\right) f_{123} \\ &= \frac{1}{3}f_3 - \frac{2\sqrt{2}}{3}f_2 \end{aligned}$$

which should now make it easy to see how the plane goes.

Here is the tetrahedron we have. Edges are directed as shown. Faces are directed as seen from outside the tetrahedron.



## 5. Dihedral angles.

Just as the product of two (normalized) lines gives the angle between them, so the product of two (normalized) planes gives the *dihedral* angle between the planes.

So we can find the angles between pairs of planes in the tetrahedron. By symmetry, all six of them

are the same.

$$\begin{aligned} n_0 n_1 &= -f_{12} \left( \frac{1}{3} f_{12} - \frac{2\sqrt{2}}{3} f_{31} \right) \\ &= \frac{1}{3} + \frac{2\sqrt{2}}{3} f_{23} \end{aligned}$$

in which  $c = \frac{1}{3}$  and  $s = \frac{2\sqrt{2}}{3}$  correspond to an angle of about  $70.5^\circ$  in the normalized plane  $f_{23}$ . You should be able to see from the picture of the tetrahedron that this is the correct plane for that dihedral angle to be in.

Similarly

$$\begin{aligned} n_0 n_2 &= -f_{12} \left( \frac{1}{3} f_{12} - \sqrt{\frac{2}{3}} f_{23} + \frac{\sqrt{2}}{3} f_{31} \right) \\ &= \frac{1}{3} - \frac{\sqrt{2}}{3} f_{23} - \sqrt{\frac{2}{3}} f_{31} \\ &= \frac{1}{3} - \frac{2\sqrt{2}}{3} \frac{3}{2\sqrt{2}} \left( \frac{\sqrt{2}}{3} f_{23} - \sqrt{\frac{2}{3}} f_{31} \right) \\ &= \frac{1}{3} - \frac{2\sqrt{2}}{3} \left( \frac{1}{2} f_{23} + \frac{\sqrt{3}}{2} f_{31} \right) \end{aligned}$$

This gives an angle of about  $-70.5^\circ$  in the normalized plane  $\frac{1}{2} f_{23} + \frac{\sqrt{3}}{2} f_{31}$ .

Changing a sign gives

$$\begin{aligned} n_0 n_3 &= -f_{12} \left( \frac{1}{3} f_{12} + \sqrt{\frac{2}{3}} f_{23} + \frac{\sqrt{2}}{3} f_{31} \right) \\ &= \frac{1}{3} - \frac{2\sqrt{2}}{3} \left( \frac{1}{2} f_{23} - \frac{\sqrt{3}}{2} f_{31} \right) \end{aligned}$$

Same angle, slightly different plane. It is harder to visualize the two dihedral planes we just got for  $n_0 n_2$  and  $n_0 n_3$  but we can check the angle between *them*.

$$\begin{aligned} \left( \frac{1}{2} f_{23} + \frac{\sqrt{3}}{2} f_{31} \right) \left( \frac{1}{2} f_{23} - \frac{\sqrt{3}}{2} f_{31} \right) &= -\frac{1}{4} + \frac{3}{4} + \left( \frac{\sqrt{3}}{4} + \frac{\sqrt{3}}{4} \right) f_{12} \\ &= \frac{1}{2} + \frac{\sqrt{3}}{2} f_{12} \end{aligned}$$

which is  $60^\circ$  in the  $f_{12}$  plane, as a little introspection says it should be.

Combining  $n_1, n_2$  and  $n_3$  is a little more complicated but reveals the same  $70.5^\circ$  each time.

$$\begin{aligned} n_1 n_2 &= \left( \frac{1}{3} - \frac{2\sqrt{2}}{3} f_{31} \right) \left( \frac{1}{3} f_{12} - \sqrt{\frac{2}{3}} f_{23} + \frac{\sqrt{2}}{3} f_{31} \right) \\ &= -\frac{1}{9} + \frac{4}{9} + \frac{4}{3\sqrt{3}} f_{12} + \left( \frac{2\sqrt{2}}{9} + \frac{\sqrt{2}}{9} \right) f_{23} + \frac{\sqrt{2}}{3\sqrt{3}} f_{31} \\ &= \frac{1}{3} + \frac{4}{3\sqrt{3}} f_{12} + \frac{\sqrt{2}}{3} f_{23} + \frac{\sqrt{2}}{3\sqrt{3}} f_{31} \end{aligned}$$

$$\begin{aligned}
&= \frac{1}{3} + \frac{2\sqrt{2}}{3} \frac{3}{2\sqrt{2}} \left( \frac{4}{3\sqrt{3}} f_{12} + \frac{\sqrt{2}}{3} f_{23} + \frac{\sqrt{2}}{3\sqrt{3}} f_{31} \right) \\
&= \frac{1}{3} + \frac{2\sqrt{2}}{3} \left( \sqrt{\frac{2}{3}} f_{12} + \frac{1}{2} f_{23} + \frac{1}{2\sqrt{3}} f_{31} \right)
\end{aligned}$$

And, changing a sign,

$$\begin{aligned}
n_1 n_3 &= \left( \frac{1}{3} - \frac{2\sqrt{2}}{3} f_{31} \right) \left( \frac{1}{3} f_{12} + \sqrt{\frac{2}{3}} f_{23} + \frac{\sqrt{2}}{3} f_{31} \right) \\
&= \frac{1}{3} - \frac{2\sqrt{2}}{3} \left( \sqrt{\frac{2}{3}} f_{12} - \frac{1}{2} f_{23} + \frac{1}{2\sqrt{3}} f_{31} \right)
\end{aligned}$$

The dihedral planes for these two meet at a  $60^\circ$  angle in the plane  $\frac{1}{3} f_{12} - \frac{2\sqrt{2}}{3} f_{31}$ .

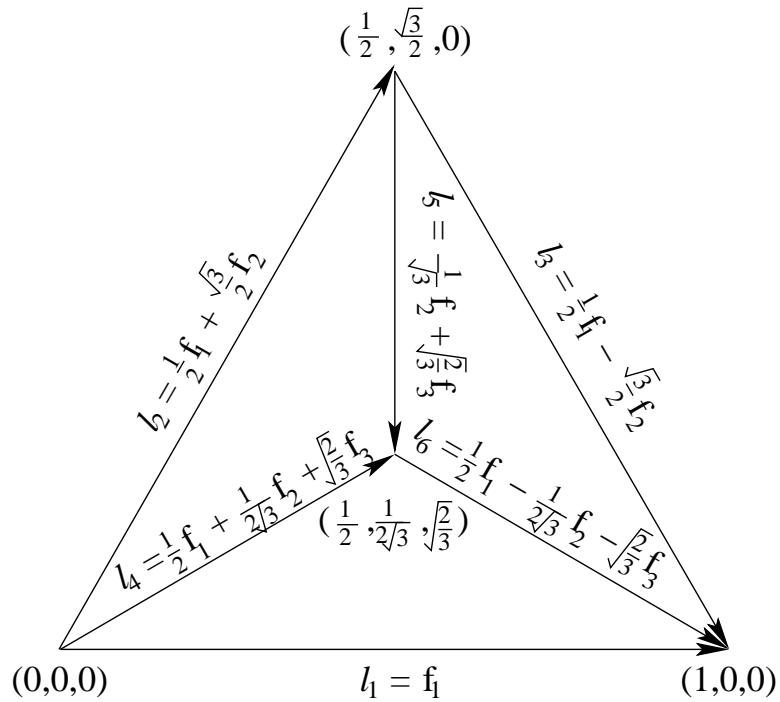
Finally,

$$\begin{aligned}
n_2 n_3 &= \left( \frac{1}{3} f_{12} - \sqrt{\frac{2}{3}} f_{23} + \frac{\sqrt{2}}{3} f_{31} \right) \left( \frac{1}{3} f_{12} + \sqrt{\frac{2}{3}} f_{23} + \frac{\sqrt{2}}{3} f_{31} \right) \\
&= \frac{1}{9} - \frac{2}{3} + \frac{2}{9} + \left( \frac{2}{3\sqrt{3}} + \frac{2}{3\sqrt{3}} \right) f_{12} + \left( \frac{\sqrt{2}}{9} - \frac{\sqrt{2}}{9} \right) f_{23} + \left( -\frac{\sqrt{2}}{3\sqrt{3}} - \frac{\sqrt{2}}{3\sqrt{3}} \right) f_{31} \\
&= -\frac{1}{3} + \frac{4}{3\sqrt{3}} f_{12} - \frac{2\sqrt{2}}{3\sqrt{3}} f_{31} \\
&= -\frac{1}{3} + \frac{2\sqrt{2}}{3} \frac{3}{2\sqrt{2}} \left( \frac{4}{3\sqrt{3}} f_{12} - \frac{2\sqrt{2}}{3\sqrt{3}} f_{31} \right) \\
&= -\frac{1}{3} + \frac{2\sqrt{2}}{3} \left( \sqrt{\frac{2}{3}} f_{12} - \frac{1}{\sqrt{3}} f_{31} \right)
\end{aligned}$$

## 6. Absolute coordinates..

The elements of the reflection algebra are all *intervals* and so one symbol,  $f_1$  or  $f_{12}$  and so on, denotes an element which may be placed anywhere in the space.

But we can anchor them by going outside of the reflection algebra and specifying *coordinates* of the end points of lines.



I've given the origin arbitrarily as the lowest left-hand vertex. You can see how the direct edges from there,  $l_1, l_2$  and  $l_4$ , give the coordinates of the other vertices. (For convenience I've reversed the direction of  $l_6$  from previous diagrams.)

You can also see how edges can be added or subtracted to give other edges.

$$\begin{aligned}
 l_2 + l_3 &= l_1 \\
 l_4 + l_6 &= l_1 \\
 l_2 + l_5 &= l_4 \\
 l_5 + l_6 &= l_3 \\
 l_4 - l_5 &= l_2
 \end{aligned}$$

and so on.